

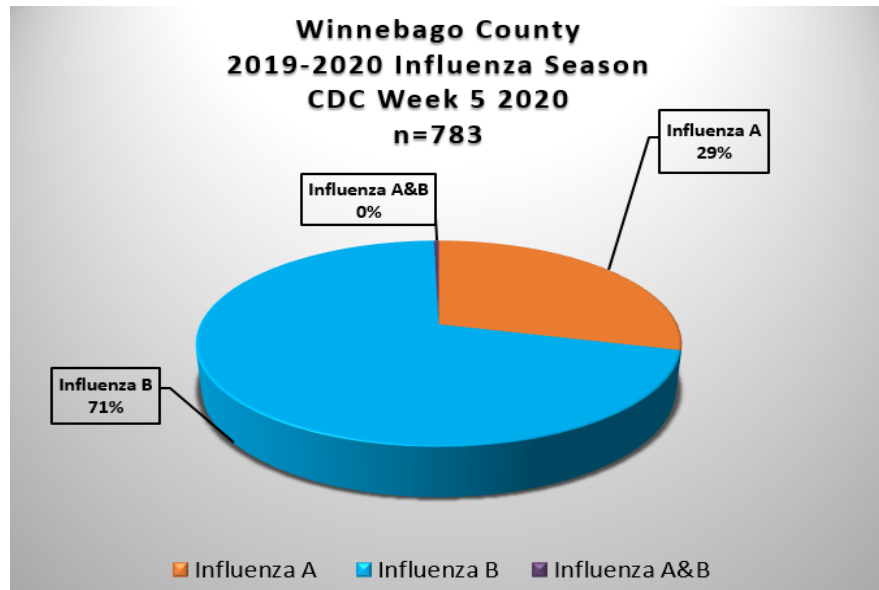


CDC Week 5: Week Ending Saturday, February 1, 2020

Vaccination is the best way to protect against influenza infection.

All Winnebago County residents aged six months and older should be vaccinated annually.

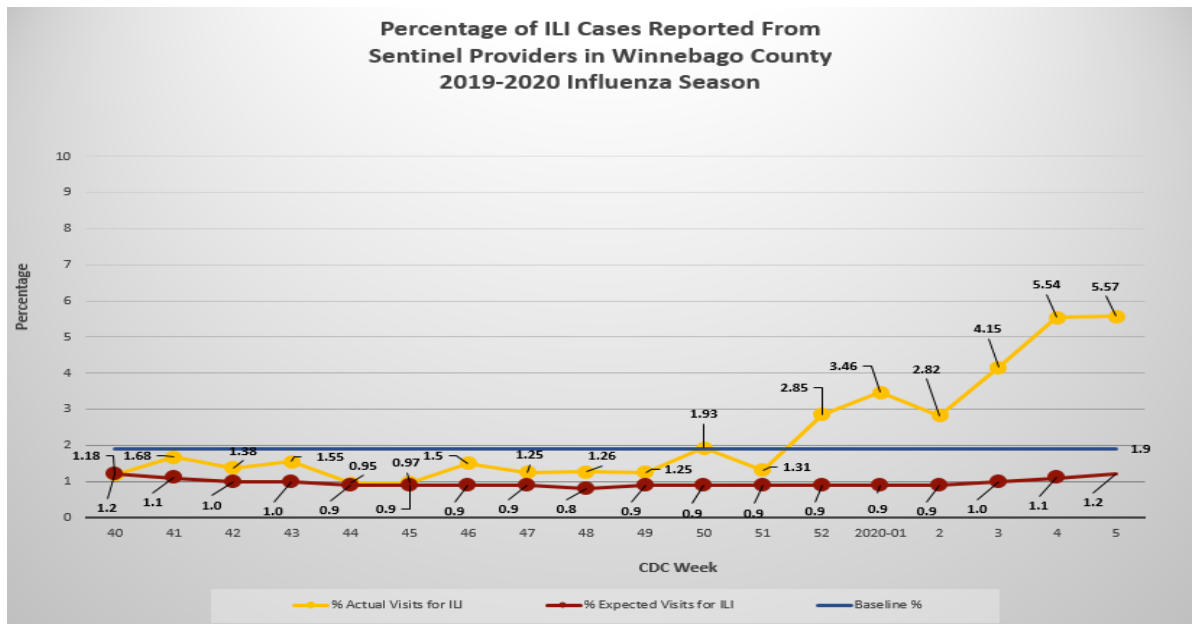
Weekly Influenza Activity Summary: This week's surveillance activities shows **783** cases of influenza in Winnebago County as detailed in this report. Influenza surveillance for the County involves the weekly collection of data from our partners including hospitals, physicians, clinics, long term care (LTC) facilities and laboratories. **The January 7, 2020, recommendation initiating the Infection Control Practices for Influenza remains in effect.**



Total Number of Influenza Cases for the Reporting Week By Age Distribution

Age Range	Influenza A	Influenza B	Influenza A&B
0-4	51	117	2
5-17	68	275	1
18-64	98	152	0
65+	10	9	0
TOTALS	227	553	3

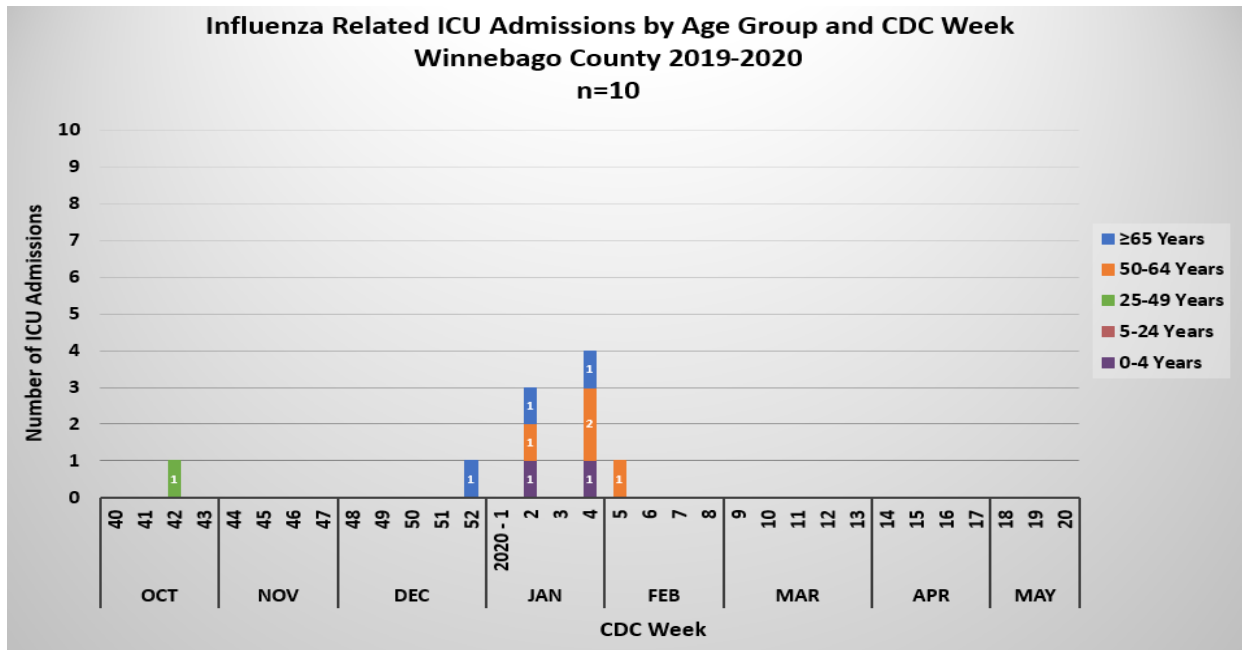
Figure 1: → Illustrates the percentage of emergency department visits with a complaint of ILI reported during the surveillance week compared to the expected percentage and the baseline percentage for ILI. **ILI** "Influenza like illness" is defined as fever $\geq 100^{\circ}\text{F}$ and cough and/or sore throat.



Influenza ICU Admissions, Long Term Care Outbreaks

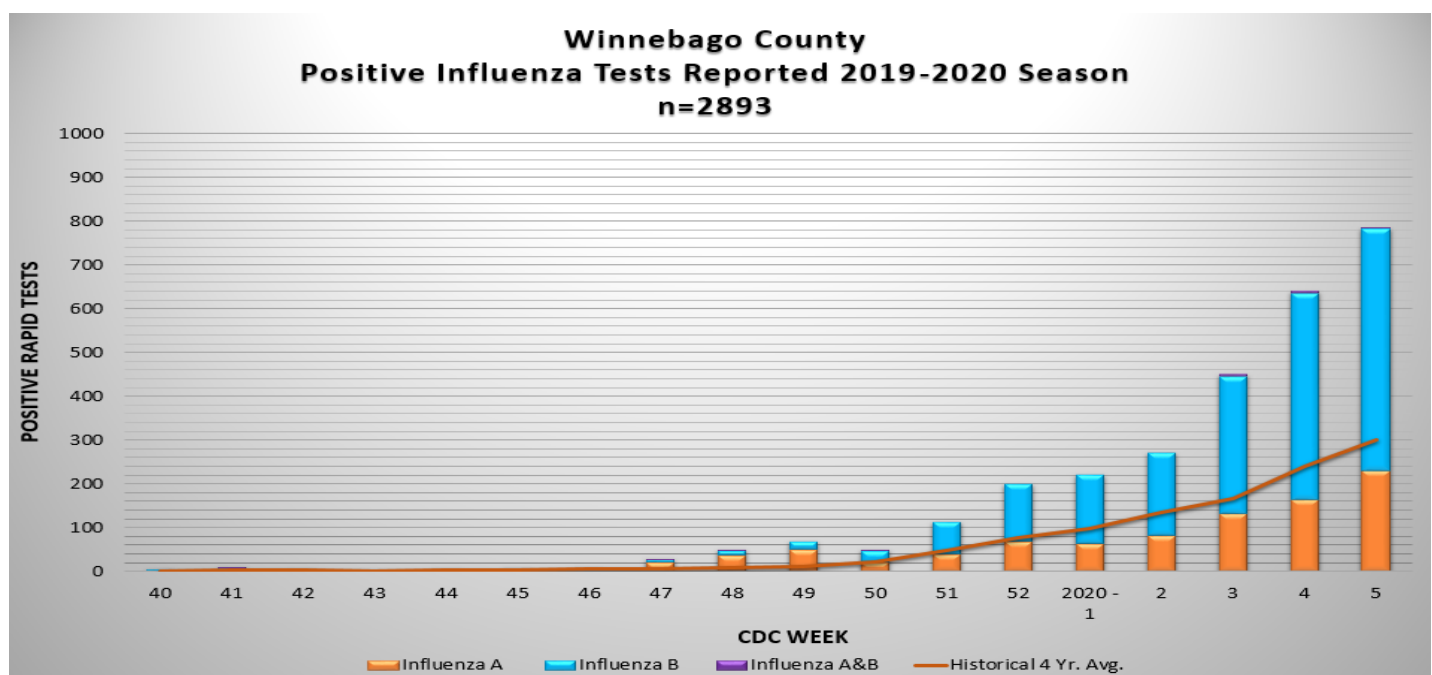
Influenza-associated Intensive Care Unit (ICU) Admissions:

Figure 2: →
Illustrates the total number of ICU admissions reported during the current influenza surveillance period.



Influenza Outbreak Activity in Long Term Care Facilities: The Health Department uses surveillance data to monitor influenza outbreaks in long term care facilities as part of the community's current activity with influenza. An outbreak is defined as two or more cases of ILI occurring within 72 hours among residents of a facility.

One Influenza outbreak was reported during Week 5.



↑ Figure 3: Illustrates the total number of flu cases reported during the current influenza surveillance period. The four year historical average for the County is noted by the orange line on the graph.

Influenza Like Illness (ILI) Reported on a State Level and National Influenza Activity

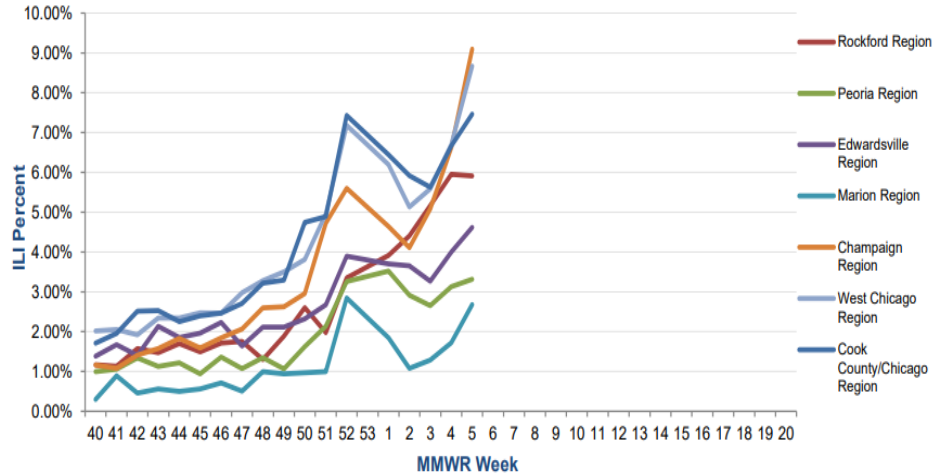
Table 1 ↓: Illustrates the actual number of emergency department visits with a complaint of ILI reported during each surveillance week compared to the expected number of ILI complaints.

Actual Number of ILI Cases Reported in Winnebago County 2019-2020 Influenza Season

CDC Week	Actual Number	Expected Number
52	96	22.8
1	125	24.2
2	98	25
3	140	27.9
4	195	32
5	232	34.9
SEASON TOTAL	1,332	446.2

Sentinel Provider Reports

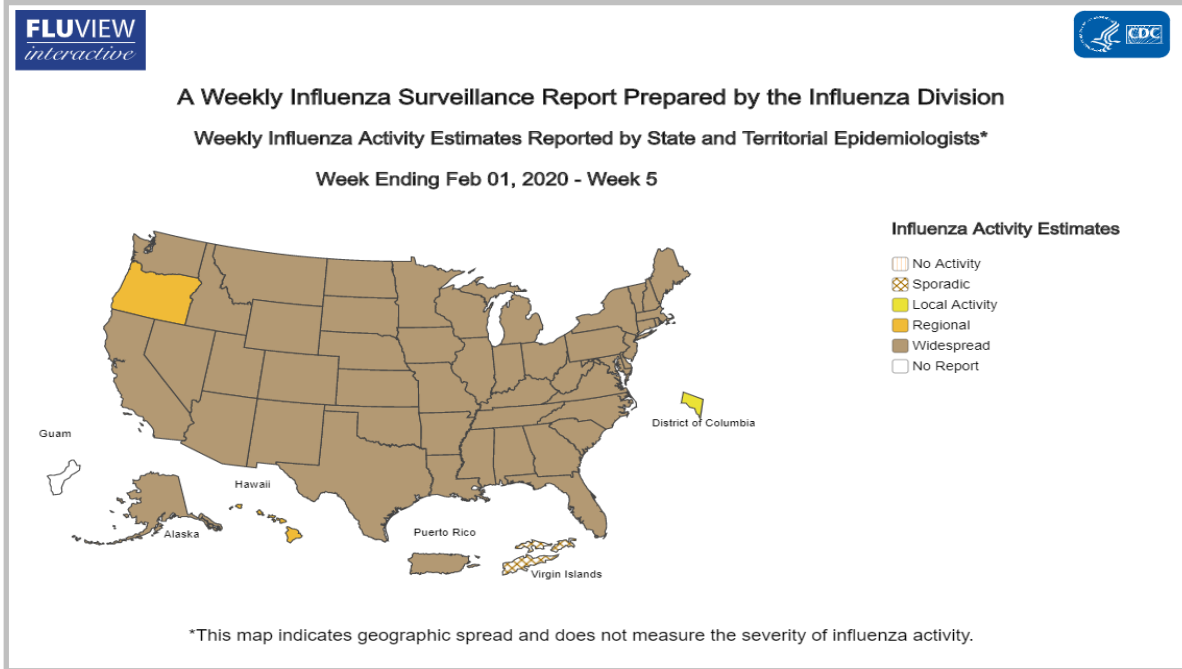
Percent of ILI Reported From Sentinel Providers by Region, Illinois, 2019-2020



↑ Figure 4: Represents the data from the current reporting week.

Illustrates the percentage emergency department visits with a complaint of ILI reported during the surveillance week across the State of Illinois.

ILI "Influenza like Illness" is defined as fever $\geq 100^{\circ}\text{F}$ and cough and/or sore throat.



← Figure 5: Illustrates the national weekly influenza activity for the reporting week.

Practice and promote the three C's in helping prevent the spread of influenza in our community:

CLEAN - Wash your hands

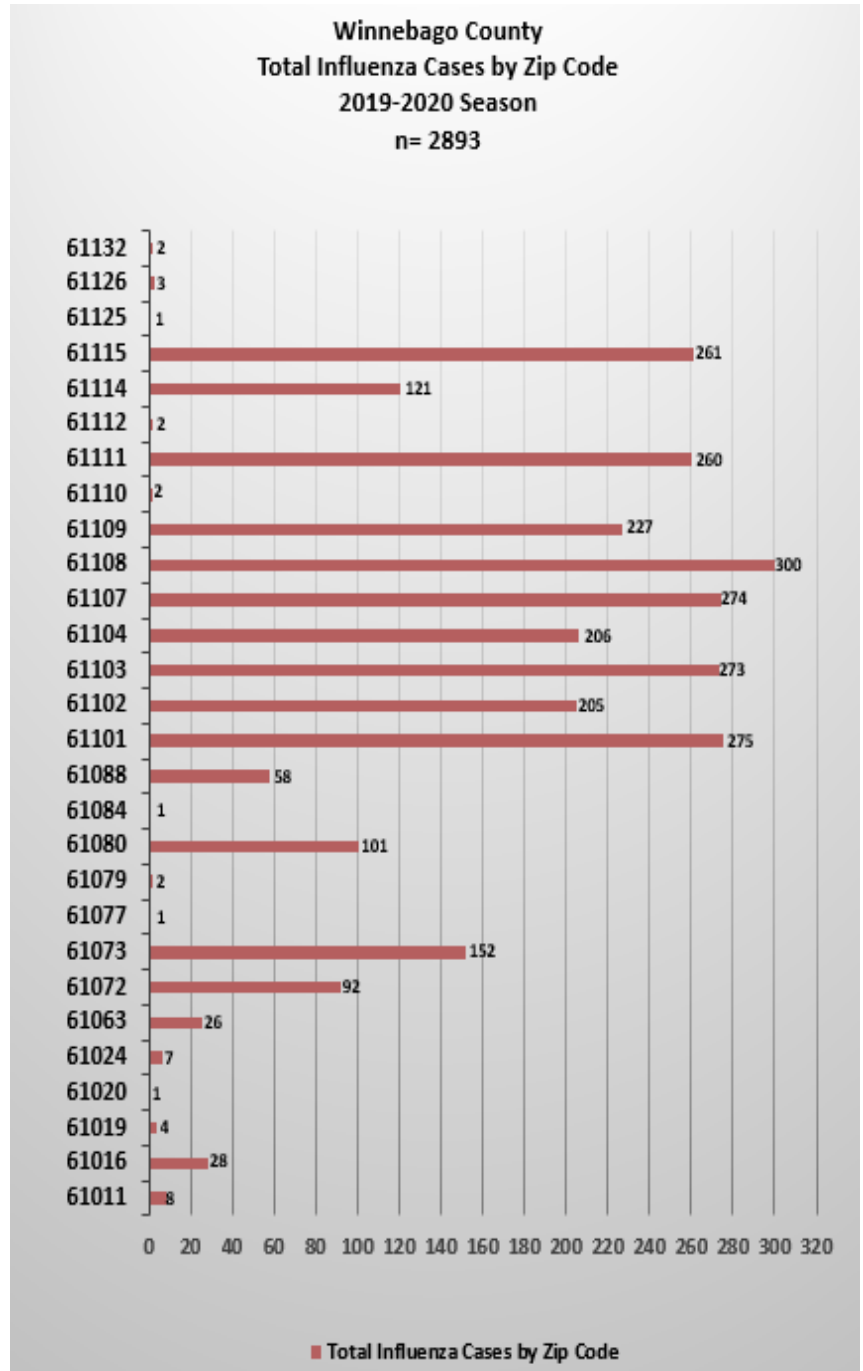
COVER - Cover your cough and sneeze

CONTAIN - Contain your germs, stay home if you are sick

Influenza Geographic Surveillance Data

Geographic Breakdown of Positive Influenza Tests in the County: The Health Department uses surveillance data to monitor positive influenza tests throughout the County by ZIP codes.

Total Number of Influenza Cases for			
Zip Code	Influenza A	Influenza B	Influenza A&B
61019	1	1	0
61024	0	2	0
61072	12	8	0
61073	7	27	0
61080	7	17	0
61088	5	7	0
61101	22	49	0
61102	16	28	0
61103	11	59	1
61104	9	29	0
61107	25	39	0
61108	21	57	0
61109	14	48	0
61111	24	58	0
61114	6	28	0
61115	37	80	2
61063	5	5	0
61079	1	0	0
61016	4	5	0
61011	0	1	0
61112	0	1	0
61126	0	2	0
61084	0	1	0
61077	0	1	0
Totals for the Week	227	553	3



*Note: All data in this report are provisional and may change as additional reports are received.



FaceBook: @WinnebagoCountyHealth
 Twitter & Instagram: Winncohealth



A Nationally Accredited Health Department Since 2017