

Respondents: 1381 displayed, 1381 total

Status: Closed

Launched Date: 07/21/2020

Closed Date: 07/26/2020

1. Please select the level that you are assigned to work the majority of time for the 2020-2021 school year:

		Response Total	Response Percent	Points	Avg
Early Childhood		81	6%	n/a	n/a
Elementary		592	45%	n/a	n/a
Middle School		258	20%	n/a	n/a
High School		321	24%	n/a	n/a
Other, please specify	view	64	5%	n/a	n/a

Total Respondents 1313 100%

(skipped this question) 68

2. In one or two words, describe your overall feeling as we currently stand heading into the school year:

Total Respondents 1294

(skipped this question) 87

3. How comfortable are you returning to school to teach with the ISBE and IDPH guidelines in place? Masks, Social Distancing as much as possible, PPE, etc.

		Response Total	Response Percent	Points	Avg
very uncomfortable		528	40%	n/a	n/a
somewhat uncomfortable		446	34%	n/a	n/a
neither comfortable or uncomfortable		100	8%	n/a	n/a
somewhat comfortable		153	12%	n/a	n/a
very comfortable		83	6%	n/a	n/a

Total Respondents 1310 100%

(skipped this question) 71






4. What are your main concerns with a return to in-person instruction?

		Response Total	Response Percent	Points	Avg
I am comfortable and ready to return		105	8%	n/a	n/a
Students and staff adhering to the guidelines of mask wearing and social distancing		938	72%	n/a	n/a
The ability for buildings to be properly cleaned and sanitized		876	67%	n/a	n/a
My own health, or the health of someone in my care.		861	66%	n/a	n/a
My concerns of finding childcare for my own children.		153	12%	n/a	n/a



Total Respondents 1309

(skipped this question) 72

5. Exposure is considered to be closer than 6 feet to a contagious person for more than 15 minutes. In the normal course of your day, how difficult do you think it will be to stay out of that situation?

		Response Total	Response Percent	Points	Avg
Very Easy		16	1%	n/a	n/a
Easy		45	3%	n/a	n/a
Neutral		103	8%	n/a	n/a
Difficult		330	25%	n/a	n/a
Very Difficult		817	62%	n/a	n/a
Total Respondents		1311	100%		
		(skipped this question)	70		

6. Will you retain your employment if schools open for face to face instruction?

		Response Total	Response Percent	Points	Avg
Yes		1156	93%	n/a	n/a
No		84	7%	n/a	n/a
Total Respondents		1240			
		(skipped this question)	141		

7. In 50 words or less, what other concerns would you like REA leadership to share with the district?

Total Respondents		1095			
		(skipped this question)	286		